


SPIRA 6000 Series ACCESS PANELS



For all bespoke requirements, our technical team will assist you to determine the correct specification and dimensions for your project.

+44(0) 1827 719 051
technical@profabaccess.com

Circular, non-fire rated, entry-level ceiling access panel opened and closed with a rotating bayonet lock retaining system.

Profab Access' SPIRA 6000 Series range of circular access panels is designed to provide a simple, economic means of access into jointless plaster/plasterboard ceilings, where access to mechanical and electrical building services is required. An alternative design solution to a standard rectangular access panel.

» BENEFITS

- Fast and simple to install
- Twist open and close door mechanism
- Suitable for use in suspended ceiling systems
- Metal or plasterboard door options
- Single door (SD) configuration
- Available in sizes from 200 mm to 600 mm diameter
- Etched powder coated white all over for decorating on site, to match adjacent finishes
- Fully recyclable at end of life
- Range of stock sizes for next day delivery



» TYPICAL DOOR CONFIGURATIONS

Construction

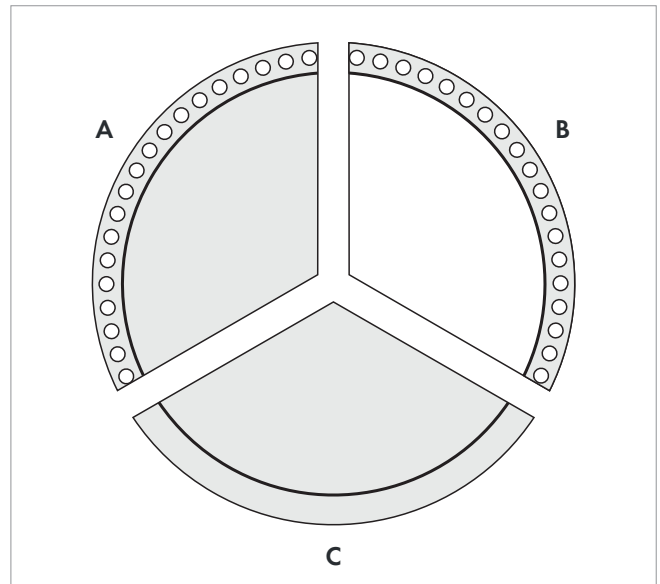
- 1.2 mm welded aluminium frame with 1.2 mm flush aluminium door (MD)
- 1.2 mm electro galvanised steel frame with 9.5 mm plasterboard lined 1.2 mm electro galvanised steel door (PD)
- Concealed bayonet lock retaining system with retaining pins
- Removeable door during installation or if damage occurs
- Door opens downwards towards the user
- Beaded frame (BF) for concealed finish, for installing prior to any tape and jointing or skim-coat plastering
- Fully powder coated matt RAL 9010, suitable for finishing on site
- CNC manufactured in the UK to ISO 9001:2015 and 14001:2015

Performance

- All standard panels are for internal use and only in areas of normal humidity

Options

- Visible 25 mm picture frame (PF) retrofitting option where all finishing work has been completed
- Sizes from 200 mm to 600 mm diameter
- Alternative paint colours can be provided
- Only limited modifications are available with this product



- A** – Beaded Frame (BF) with metal door (MD)
B – Beaded Frame (BF) with plasterboard door (PD)
C – Picture Frame (PF) with metal door (MD)



» STOCK SIZES AND WEIGHTS

Our SPIRA 6000 Series range of access panels are available from stock for next working day delivery when ordered before 3 pm or order online at:

buyaccesspanelonline.co.uk

Dimension Y (mm)	Structural Opening (mm)	Weight (MD) (Kg)
200	205	0.3
300	305	0.5
450	455	1.0
600	605	1.5

Size Specification

- All dimensions are in mm
- All panels are single doors (SD)
- Sizes from 200 mm diameter to 600 mm diameter
- Diameter dimension is outside rear frame
- Overall frame depth for a metal door is 35 mm
- Overall frame depth for a plasterboard door is 45 mm
- Structural opening required for installation is (diameter + 5 mm)
- Clear available access when installed, with door in the open position is (diameter – 40 mm)


» MANUFACTURED TO ORDER

Our SPIRA 6000 Series range of ceiling access panels can also be designed and manufactured to order in our UK factory, to meet your individual project requirements.



SPIRA 6000 Series with picture frame and metal door removed for access

» FRAME SPECIFICATIONS



Choice of frame profiles to suit application:

BF: BEADED FRAME

A simulated dry wall edge bead profile where the panel is being installed prior to any tape and jointing or skim-coat plastering.

PF: PICTURE FRAME

A visible, flush faced frame where the panel is being retrofitted after all finishing work has been completed.

» MULTI-POINT LOCKING OPTIONS



TW: TWIST LOCK


Twist open and close door mechanism with a rotating bayonet lock retaining system.

» INSTALLATION

Apertures formed in dry lined ceilings should be adequately supported to take the panel's additional weight and operating forces exerted on it during installation and operation. Typical fixings details are shown on the CAD files within this datasheet.

» OPERATION

This access panel is fitted with a concealed bayonet retaining mechanism operated by rotating the door within the frame.



SPIRA 6000 Series plasterboard door with beaded frame

For more information about our full range of non-fire rated and third party CERTIFIRE fire rated access panels and riser doors visit:

www.profabaccess.com

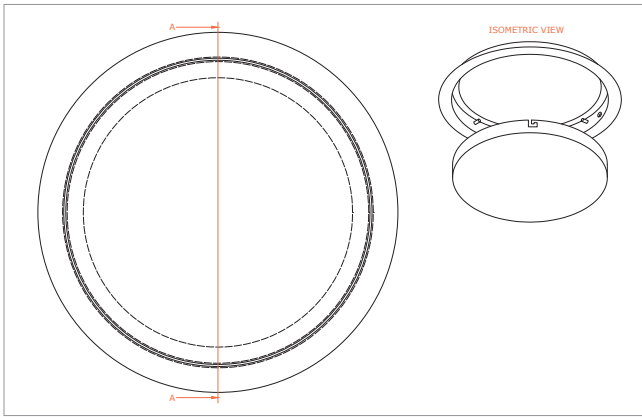
Our in-house manufacturing enables us to offer full flexibility in product design for projects that need to meet specific design criteria




The Profab Access SPIRA 6000 Series range of ceiling access panels is available to download now as BIM objects for use in your current and future projects




» CAD DRAWINGS



Non-fire rated, picture frame, metal door, twist lock, single door
NFR-PF-MD-TW-SD



Non-fire rated, picture frame, metal door, twist lock, single door
NFR-PF-MD-TW-SD



Non-fire rated, beaded frame, plasterboard door, twist lock, single door NFR-BF-PD-TW-SD

CAD files for all product variants are available – please contact: technical@profabaccess.com

All of our digital resources can be downloaded from: www.profabaccess.com

Profab Access reserve the right to amend any of our published information and specifications deemed necessary as part of our continuous product development and improvement policy, without prior notice.

» CONTACT US

Sales Enquiries

+44(0) 1827 718 222

sales@profabaccess.com

www.profabaccess.com

Technical Enquiries

+44(0) 1827 719 051

technical@profabaccess.com



Riversdale House
Units C-D Riversdale Road
Carlyon Road Industrial Estate
Atherstone
Warwickshire CV9 1FA
United Kingdom

 : [profab-access-ltd](https://www.linkedin.com/company/profab-access-ltd)

 : [@accesspanels](https://twitter.com/accesspanels)

 : [profabaccesspanels](https://www.facebook.com/profabaccesspanels)

 : [profabaccess.com](http://www.profabaccess.com)



FS668263

EMS668264

