



























SELECTOR GUIDE

Non-fire rated and fire rated riser doors, walls and ceiling access panels

CONCEALED RISER DOORS	Fire Rating Options	Bi-directional Testing	Acoustic Shielding	** Door Configuration	* Maximum size guide (mm)	* Minimum size guide (mm)	
VEGA 1500 Series Concealed flush finish riser doors Supplied with Precision Adjustable Frame			35dB	SD	938 x 2750	300 x 400	 CASE STUDY
				DD	1876 x 2750	600 x 400	
INTEGRA 4000 Series Concealed painted riser doors Supplied with Precision Adjustable Frame			35dB up to 42dB with upgrade	SD/DD/CA	900 x 2400	450 x 450	 CASE STUDY
				SD/DD/CA	1800 x 2400	1080 x 1800	
VISION 8000 Series Concealed clad riser doors			33dB	SD	600 x 1200	300 x 300	 CASE STUDY
				DD	1050 x 300	300 x 300	
WALL & CEILING ACCESS PANELS	Fire Rating Options	Bi-directional Testing	Acoustic Shielding	Door Configuration	* Maximum size (mm)	* Minimum size (mm)	
PRIMA 1000 Series Vertical & horizontal access panels			32dB	SD	600 x 1200	200 x 200	 DATASHEET
				DD	1200 x 1200	400 x 200	
IMAGE 2000 Series Simple, plastic access panels		-	-	SD	550 x 550	100 x 150	 DATASHEET
ALTA 3000 Series Loft hatch ceiling access panels		-	23dB	SD	746 x 542	631 x 542	 BROCHURE
ARIA 5000 Series Suspended ceiling access panels		-	-	SD	600 x 1200	600 x 600	 DATASHEET
				DD	1200 x 1800	600 x 600	
SPIRA 6000 Series Circular ceiling access panels		-	-	SD	600 Diameter	200 Diameter	 DATASHEET
ECHO 7000 Series Acoustic ceiling access panels		-	21dB upto 34dB with upgrade	SD	Please contact technical	200 x 200	 CASE STUDY
				DD	Please contact technical	400 x 200	
VISION 8000 Series Clad wall access panels		-	30dB	SD	600 x 600	200 x 200	 NEWS
				DD	Please contact technical	Please contact technical	
PURA 9000 Series Anti-microbial clean room access panels		-	30dB upto 36dB with upgrade	SD	Please contact technical	200 x 200	 DATASHEET
				DD	Please contact technical	400 x 200	

For all bespoke requirements, our technical team will assist you to determine the correct specification and dimensions for your project.

+44(0) 1827 719 051

* Many of our products are available in other additional sizes.

** SD – Single Door DD – Double Door CA – Continuous Access



 NBS Chorus

 NBS Source

 MADE IN BRITAIN®

CONTACT US

Profab Access, Riversdale House, Units C-D Riversdale Road,
 Carlyon Road Industrial Estate, Atherstone, Warwickshire CV9 1FA, UK

Sales Enquiries: +44(0) 1827 718 222 sales@profabaccess.com

Technical Enquiries: +44(0) 1827 719 051 technical@profabaccess.com

www.profabaccess.com

Profab Access is part of the Access 360 division of Tyman UK & Ireland.

SAFE ACCESS ALL AREAS

Follow us:



PL ProdSel YM Profab Access 2022