

VISION 8000 Series RISER DOORS HEAVY DUTY



For all bespoke requirements, our technical team will assist you to determine the correct specification and dimensions for your project.

+44(0) 1827 719 051

technical@profabaccess.com

Non-fire rated, concealed riser doors, where the façade of the panel can be clad in materials including stone, marble and ceramics for a discreet finish or for a visually impacting design solution.

Profab Access' VISION 8000 Series range of non-fire rated riser doors provides access into cladded jointless plaster and plasterboard walls where access to mechanical and electrical services is required. Specified in commercial, residential and public buildings, the riser doors are supplied with a metal door tray lined with a tile backing board, for cladding to be applied on site to match the surrounding décor for a concealed aesthetic finish or to provide a visually impacting design.

» BENEFITS

- Façade of the riser door can be clad in stone, marble, ceramic or tile
- Manufactured to specified tile module size
- Concealed, aesthetic finish to match surrounding décor
- Allows for visually impacting designs if required
- Easy to install and lockable
- Maximum tile and adhesive build depth is 25 mm
- Concealed, load bearing hinges up to 120 kg capacity
- Single door (SD) and double door (DD) configurations with continuous access (CA) as a bespoke option
- Vertical (wall) use, with frame and lock options
- Fully recyclable at end of life




SAFE ACCESS ALL AREAS

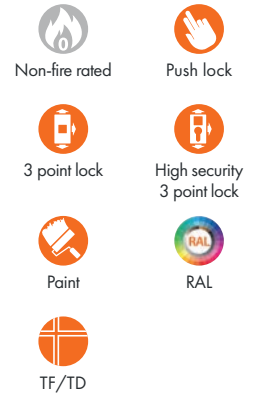
» TYPICAL DOOR CONFIGURATIONS

SD: Single Door **DD:** Double Door

CA: Continuous Access



■ Locking door leaf ■ Non-locking door leaf



Full height single and double doors. Continuous access available as a bespoke option. Non-fire rated.

Construction

- Manufactured to order to suit specified tile module size
- 1.5 mm frame and 1.5 mm door in electro-galvanised mild steel
- Factory welded frame to specified sizes
- Concealed tiled frame (TF)/(TD) tiled door
- Lined with tile backing: 12 mm marine plywood as standard but any board can be specified up to 12.5 mm in thickness
- Maximum build-up of cladding material and adhesive is 25 mm
- Push catch lock (PC) or 3 point lock (3PL) as standard (see options)
- The door opens towards the user
- Concealed load bearing hinges with up to 120kg capacity
- A constant grout-width gap is maintained between the door and the frame
- Rubber gasket around all sides
- The door is removable if damage occurs or during installation
- Single door (SD), double door (DD) configurations as standard
- Fully powder coated frame in matt RAL 9010

Performance

- Non-fire rated
- A simple yet secure means of accessing building services through ceramic, marble or stone clad walls
- All standard panels are for internal use only and only in areas of normal humidity

Options

- Door can be clad for a discreet finish or for a visually impacting design
- 3 point high security lock (3HS) option
- Continuous access (CA) door configuration is available as a bespoke option
- Other RAL paint colours or stainless steel options are available for the frame

» MANUFACTURED TO ORDER

Our VISION 8000 Series non-fire rated riser doors are made to order to suit the specified tile module size. They are available in sizes from 300 x 300 mm minimum to 1050 x 3000 mm maximum for a single door (SD). Size refers to outer frame size.

Our technical team who will assist you to determine the correct specification and dimensions for your project.



VISION 8000 Series concealed tiled door (TD)/(TF) tiled frame for a visually impacting design



VISION 8000 Series concealed tiled door (TD)/(TF) tiled frame for a discreet aesthetic finish

» FRAME PROFILES



TF: TILED FRAME

Concealed frame; after installation of the access panel and tiles, only a grout-width gap is visible

TF/SD: TILED FRAME - SINGLE DOOR

TF/DD: TILED FRAME - DOUBLE DOOR

» MULTI-POINT LOCKING OPTIONS



3PL



3HS



PC

3PL: THREE POINT LOCKING

- i. T bar key: used to unlatch and pull door leaf open
- ii. Locking assembly: engages top, bottom and lock sides
- iii. White plastic collar and plug as standard (stainless steel collar optional)

3HS: THREE POINT HIGH SECURITY LOCKING

- i. T bar key: used to unlatch and pull door leaf open
- ii. Secondary locking
- iii. Euro profile cylinder lock
- iv. Locking assembly: engages top, bottom and lock sides
- v. White plastic collar and plug as standard (stainless steel collar optional)

PC: PUSH CATCH LOCK

A touch opening solution for a discrete and streamlined finish. Not a secured option.

» INSTALLATION

Apertures formed in clad jointless plaster or plasterboard walls should be suitably formed and adequately supported to take the additional weight and operating forces exerted during operation. Typical fixing details are shown in this datasheet.

» OPERATION

The VISION 8000 series riser door is held closed by a push catch (PC) lock providing the most discreet, concealed finish. Alternatively, for a secure option, a 3 point lock (3PL) or 3 point high security lock (3HS) can be specified.

For more information about our full range of non-fire rated and third party CERTIFIRE fire rated access panels and riser doors visit:
www.profabaccess.com

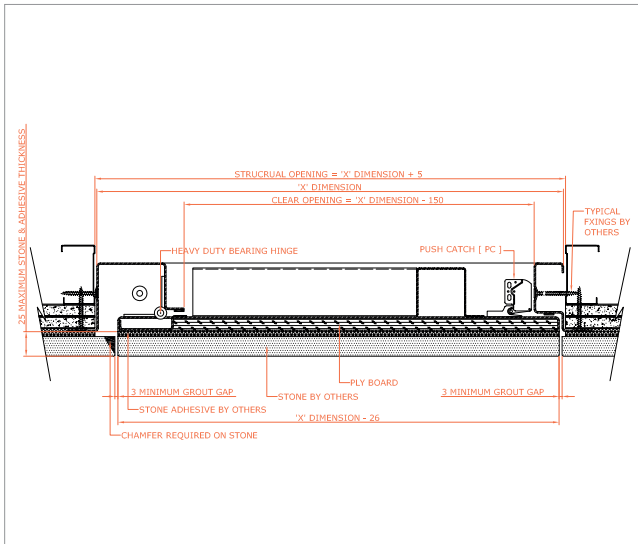
Our in-house manufacturing enables us to offer full flexibility in product design for projects that need to meet specific design criteria



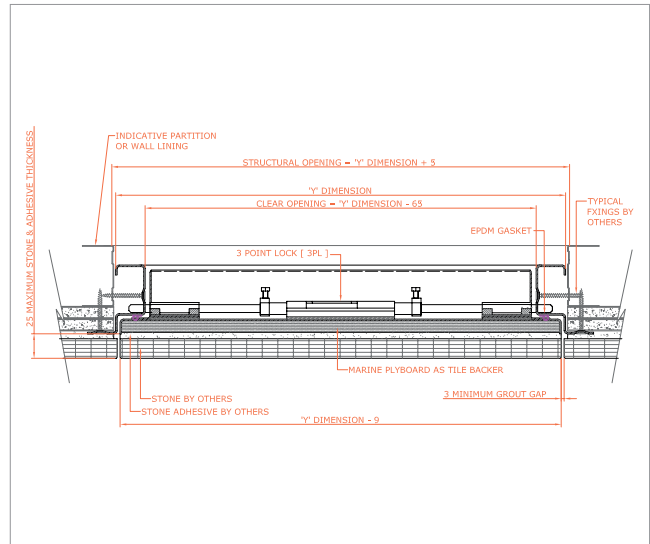
The Profab Access VISION 8000 Series range of riser doors is available to download now as BIM objects for use in your current and future projects



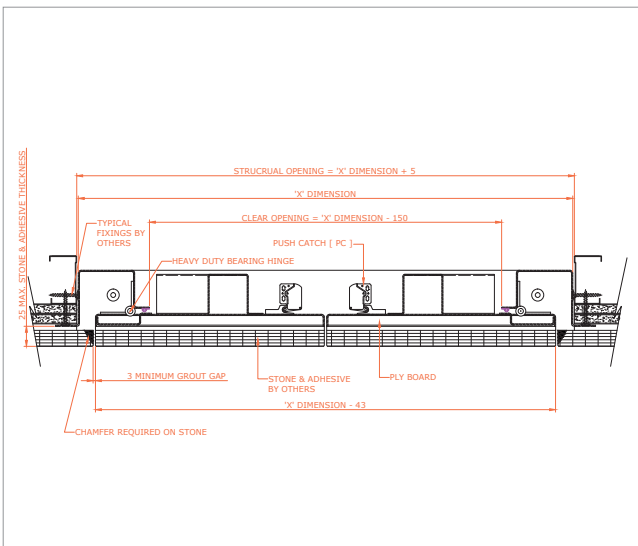
CAD DRAWINGS



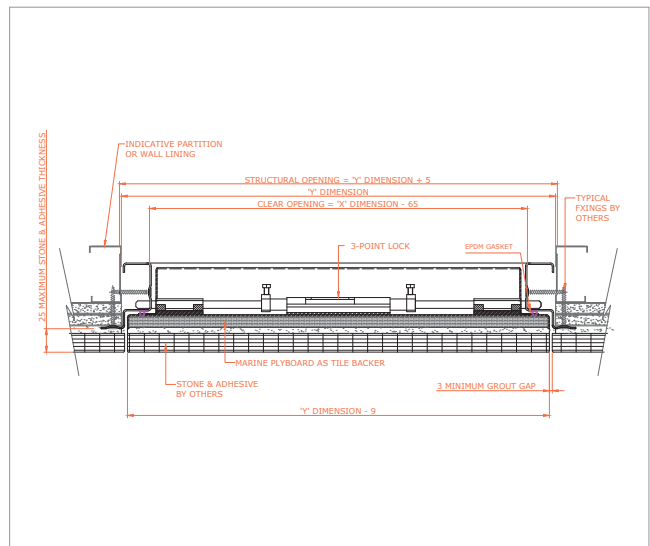
8000 – non-fire rated – stone frame – stone type door – push catch-single door (25mm heavy duty) 8000-NFR-SF-ST-PC-SD



8000 – non-fire rated – stone frame – stone type door – 3 point lock-single door (25mm heavy duty) 8000-NFR-SF-ST-3PL-SD



8000 – non-fire rated – stone frame – stone type door – push catch-double door (25mm heavy duty) 8000-NFR-SF-ST-PC-DD



8000 – non-fire rated – stone frame – stone type door – 3 point lock-double door (25mm heavy duty) 8000-NFR-SF-ST-3PL-DD

CAD files for all product variants are available – please contact: technical@profabaccess.com

All of our digital resources can be downloaded from: www.profabaccess.com

Profab Access reserve the right to amend any of our published information and specifications deemed necessary as part of our continuous product development and improvement policy, without prior notice.

CONTACT US

Sales Enquiries

+44(0) 1827 718 222

sales@profabaccess.com

www.profabaccess.com

Technical Enquiries

+44(0) 1827 719 051

technical@profabaccess.com



Riversdale House
Units C-D Riversdale Road
Carlyon Road Industrial Estate
Atherstone
Warwickshire CV9 1FA
United Kingdom

: [profab-access-ltd](https://www.linkedin.com/company/profab-access-ltd)

: [@accesspanels](https://twitter.com/accesspanels)

: [profabaccesspanels](https://www.facebook.com/profabaccesspanels)

: [profabaccess.com](http://www.profabaccess.com)



Profab Access is part of the Access 360 division of Tyman plc.